

## Tavoli/Tables

Piani di lavoro sp. 1.8 cm, in melaminico con bordi in ABS sp. 0.2 cm/Worktops 1.8 cm thick, in melamine with ABS edge-profiles 0.2 cm thick



## Strutture metalliche/Metal structures



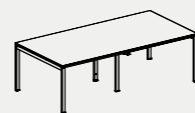
## Note

■ Prodotti non in pronta consegna. Per la disponibilità contattare l'ufficio commerciale/Items not in prompt delivery. Please contact the commercial department to check availability.  
 ☒ Fino ad esaurimento/Until exhaustion.

Piani di lavoro in melaminico sp. 18 mm con bordi perimetrali in ABS/Worktops in melamine 23/32" thick with perimetrical edges in ABS

## Tavolo riunioni/Conference tables

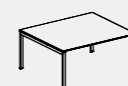
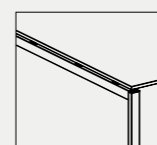
P 120 x H 74



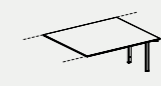
802.TR.40.24\_L 240

## Tavoli scrivania P 136,5/Desks 136,5 depth

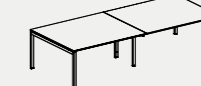
P 136,5 x H 74



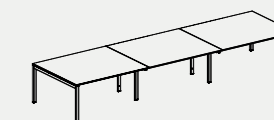
802.TS.37.14\_L 140  
802.TS.37.16\_L 160  
802.TS.37.18\_L 180



802.TS.38.14\_L 140  
802.TS.38.16\_L 160  
802.TS.38.18\_L 180



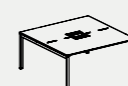
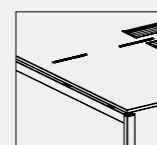
802.TS.37.28\_L 280  
802.TS.37.32\_L 320  
802.TS.37.36\_L 360



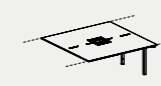
802.TS.37.42\_L 420  
802.TS.37.48\_L 480  
802.TS.37.54\_L 540

## Tavoli scrivania doppia P 158 con asole e 2 top access/Benches 158 depth with opening and 2 top access

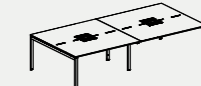
P 158 x H 74



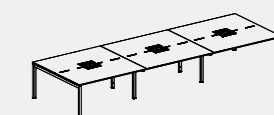
802.TB.25.14\_L 140  
802.TB.25.16\_L 160  
802.TB.25.18\_L 180



802.TB.29.14\_L 140  
802.TB.29.16\_L 160  
802.TB.29.18\_L 180



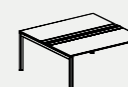
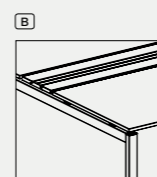
802.FB.25.28\_L 280  
802.FB.25.32\_L 320  
802.FB.25.36\_L 360



802.SB.25.42\_L 420  
802.SB.25.48\_L 480  
802.SB.25.54\_L 540

## Tavoli P 158 a 2 scrivanie contrapposte + binario centrale con 2 sportelli/Benches 158 depth + central rail with 2 flip-up covers

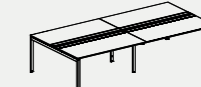
P 158 x H 74



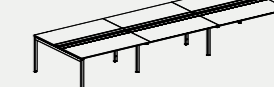
802.TB.23.08\_L 80  
802.TB.23.10\_L 100  
802.TB.23.12\_L 120  
802.TB.23.14\_L 140  
802.TB.23.16\_L 160  
802.TB.23.18\_L 180  
802.TB.23.20\_L 200



802.TB.27.08\_L 80  
802.TB.27.10\_L 100  
802.TB.27.12\_L 120  
802.TB.27.14\_L 140  
802.TB.27.16\_L 160  
802.TB.27.18\_L 180  
802.TB.27.20\_L 200



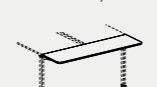
802.FB.23.16\_L 160  
802.FB.23.20\_L 200  
802.FB.23.24\_L 240  
802.FB.23.28\_L 280  
802.FB.23.32\_L 320  
802.FB.23.36\_L 360  
802.FB.23.40\_L 400



802.SB.23.24\_L 240  
802.SB.23.30\_L 300  
802.SB.23.36\_L 360  
802.SB.23.42\_L 420  
802.SB.23.48\_L 480  
802.SB.23.54\_L 540  
802.SB.23.60\_L 600

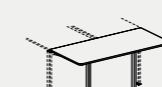
## Piani terminali/Terminal tops

P 40 x H 1,8



802.PT.01.13\_L 136,5  
802.PT.01.15\_L 158

P 65 x H 74



802.PT.02.13\_L 136,5  
802.PT.02.15\_L 158

## Note:

① Le dimensioni sono espresse in cm - consultare il listino prezzi per le caratteristiche tecniche, i codici degli articoli e delle finiture/Dimensions are stated in cm - for technical characteristics, article code numbers and finishing see price list;

② Per la scelta dei contenitori e degli accessori vari, consultare il relativo listino o catalogo/To choose storage units and accessories, please check correspondent price list or catalogue;

③ Per eventuali altre composizioni e combinazioni, vedere relativo catalogo della serie/For additional compositions and combinations, please check the catalogue of the specific series;

■ Prodotti non in pronta consegna. Per la disponibilità contattare l'ufficio commerciale/Items not in prompt delivery. Please contact the commercial department to check availability;

☒ Con binario centrale/With central rail;