

# Petra 31 | Petra 26 | Petra 21

Lampada da sospensione dal design ricercato. Alimentatore incluso.

## COLORI




Bianco/Ruggine




Bianco




Bianco/Alluminio Satinato



Ecrù/Ottone Satinato.



Ecrù/Nero



Ecrù/Alluminio Satinato




Oro Etrusco/Bianco



Oro Etrusco/Ruggine




Oro Etrusco/Nero



Rame Etrusco/Ottone



Rame Etrusco/Bianco



Argento Etrusco/Ottone

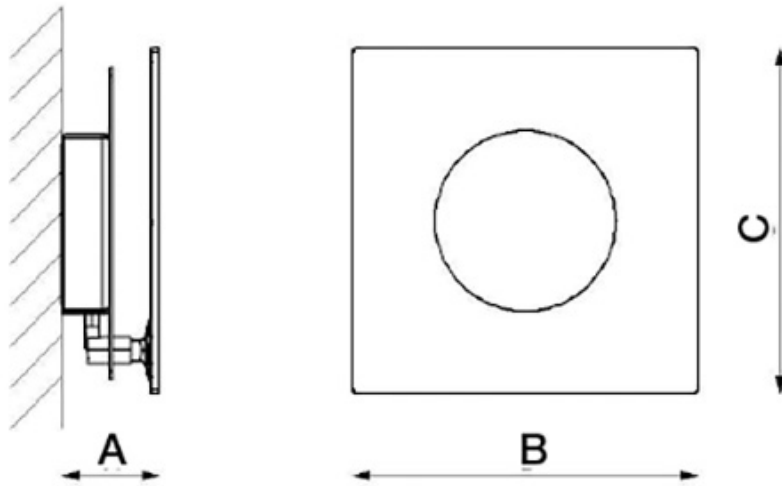


Nero Ardesia/Alluminio Satinato

## DATI TECNICI

Art	W	V	LUMEN	°K LED	A cm	B cm	C cm	LED
PETRA 31	25,2	220	3697	2700/3000	7	31	31	700mA CRI90
PETRA 26	16,8	220	2598	2700/3000	7	26	26	700mA CRI90
PETRA 21	13,5	220	2100	2700/3000	7	21	21	700mA CRI90

**DISEGNI TECNICI**



# Petra-S3

Lampada da sospensione dal design ricercato. Alimentatore incluso.  
Possibilità di essere dimmerata.

## *COLORI*




Bianco/Ruggine




Bianco



Bianco/Alluminio Satinato



Ecrù/Ottone Satinato.



Ecrù/Nero



Ecrù/Alluminio Satinato




Oro Etrusco/Bianco



Oro Etrusco/Ruggine




Oro Etrusco/Nero



Rame Etrusco/Ottone



Rame Etrusco/Bianco



Argento Etrusco/Ottone



Nero Ardesia/Alluminio Satinato

## DATI TECNICI

Art	W	V	LUMEN	°K LED	A cm	B cm	C cm	LED
Art. PETRA-S3								
proiettore	41	220	6295	2700/3000	150	66	66	700mA CRI90
spot touch	11	220	1500	2700/3000				700mA CRI90
25/50/75/100%								
totale	52	220	7795	2700/3000				700mA CRI90

## DISEGNI TECNICI

